



# WEBELOS

## OUTDOORSMAN



### SUGGESTED DEN ACTIVITIES

- Do a fire lay for wood or charcoal fires to teach how to set them up for cooking and/or campfires.
- Build charcoal stoves from large cans.
- Show how to make an improvised sleeping bag or bedroll.
- Teach fire safety principles including no flames in tents and no liquid fuels.
- Show how to make a packing list for hiking and camping overnight.
- Have a den cookout.
- Plan and hold a partner/son campout.
- Learn knots and make a knot board to show what has been learned.

### TENT TRICKS

**Don't touch the tent fabric (inside or out) when it's raining and you want to stay dry.**

The fabric of the tent is filled with air bubbles that cause it to shed water. When you touch it, these bubbles are broken.

**Stretch the tent tight when you put it up.**

The wind constantly shifts a loose tent, which weakens the fabric.

**Loosen the tent when it rains.**

Fabric shrinks when it is wet.

**Open the tent flaps (leaving net closed) each morning.**

Let it dry and air out.

**Don't fold up a tent when it is damp.**

Damp fabric mildews. If you must fold it when it is wet, unfold it as soon as possible to dry it out.

**Shake out all the dirt and bugs before folding the tent.**

A small whisk broom is a handy tool for this. Fold the tent carefully and smoothly.

**Don't fold the tent against the tent poles or pegs.**

Wrap the poles and pegs in cloth first, or put them in a bag.





RETURN TO  
MAIN  
CONTENTS

# WEBELOS

RETURN TO  
SECTION  
CONTENTS




## OUTDOORSMAN

### FRANKLIN GOES CAMPING MAZE

Franklin is loading up for the bus and you can help him. Pick up every piece of camping gear in the puzzle, then head toward the bus. Pick up the gear in order from one to ten. When you enter a box that contains some camping equipment, you must leave through the opposite path - don't double back. Happy packing!

- |                     |                 |                   |
|---------------------|-----------------|-------------------|
| 1. canteen          | 7. pan          | 13. fishing rod   |
| 2. can opener       | 8. umbrella     | 14. cooler        |
| 3. flashlight       | 9. sleeping bag | 15. first aid kit |
| 4. baseball and bat | 10. lantern     | 16. axe           |
| 5. net              | 11. matches     | 17. canoe         |
| 6. bug spray        | 12. football    |                   |





RETURN TO  
MAIN  
CONTENTS

# WEBELOS


RETURN TO  
SECTION  
CONTENTS



## OUTDOORSMAN

### TRAIL SIGNS


The Native Americans and Scouts used trail markers to help their comrades follow their path. Here are some of the trail signs they used. Take a walk through the woods or countryside and mark out your trail with some of these signs. Can your friends find where you are, just by following your markers?



### IDENTIFY THE SIGNS

Many of these signs are found in parks and other places you might camp.

- |                   |                      |
|-------------------|----------------------|
| 1. amphitheater   | 9. fishing           |
| 2. backpacking    | 10. horseback riding |
| 3. bike trail     | 11. marina           |
| 4. campfires      | 12. picnic area      |
| 5. campground     | 13. post office      |
| 6. diving         | 14. ranger station   |
| 7. drinking water | 15. rowboating       |
| 8. first aid      | 16. sleeping shelter |





RETURN TO  
MAIN  
CONTENTS

# WEBELOS

RETURN TO  
SECTION  
CONTENTS



## OUTDOORSMAN

### OUTDOORSMAN WORDSEARCH

Find the capitalized words in the puzzle.

It's fun to go camping in summertime. We pack our CAR and drive to our favorite campsite near a LAKE. FIRST, we pitch our TENT and gather WOOD. Someone must get drinking WATER in a PAIL. When our camp is ready, we go for a SWIM or launch our BOAT and try to catch some FISH for dinner. We HIKE in the woods and find a good climbing TREE. We build a blazing CAMPFIRE and cook dinner in a POT. For dessert, there are MARSHMALLOWS to roast. When the sun goes down, we light our LANTERN and sit around the warm fire and SING. The MOON and STARS always seem brighter when we're far from town. Soon, it is time for each of us to curl up in a SLEEPING BAG and let the gentle night sounds lull us to sleep.

